

INVESTINVENT FUNDS SICAV PLC

Annual Report and Financial Statements
31 March 2013

	Pages
Management and administration	1
Information about the Company and salient statistics	2 - 3
Directors' report	4 - 5
Independent auditor's report	6 - 7
Statement of financial position	8
Statement of comprehensive income	9
Statement of changes in net assets attributable to holders of redeemable shares	10
Statement of cash flows	11
Notes to the financial statements	12 - 29

Management and administration

Directors:	Dr. David E. Griscti Mr. Erich Schnider Dr. Anton Tabone
Investment committee:	Dr. David E. Griscti Mr. Erich Schnider Two representatives of InvestInvent AG <i>Namely Mr. Grant Harper, Mr. Oliver Halter (resigned during the year), Ms. Mara Ute Seiwert-Scholtz (appointed during the year)</i>
Company secretary:	Dr. David E. Griscti
Registered office:	168, St. Christopher Street Valletta VLT 1467 Malta
Company registration number:	SV36
Custodian and banker:	Bank Frick & Co. AG Landstrasse 14 9496 Balzers Principality of Liechtenstein
Portfolio manager:	Crystal Fund Management AG Landstrasse 14 9496 Balzers Principality of Liechtenstein
Investment advisor:	InvestInvent AG Bahnhofstrasse 24 8001 Zurich Switzerland
Administrator:	Crystal Fund Management AG Landstrasse 14 9496 Balzers Principality of Liechtenstein
Legal advisors:	David Griscti & Associates Law Firm 168, St. Christopher Street Valletta VLT 1467 Malta
Auditors:	PricewaterhouseCoopers 78, Mill Street Qormi QRM 3101 Malta

Information about the Company and salient statistics

The Company, InvestInvent Funds SICAV plc is a collective investment scheme established as a multi-fund company with variable share capital. It is organised under the Laws of Malta as a multi-fund company with variable share capital (SICAV) pursuant to the Companies' Act 1995, Chapter 386 of the Laws of Malta.

The Company was registered on 31 August 2005 and is licensed by the Malta Financial Services Authority as a Professional Investor Fund. The Company has no employees.

The Company consists of two sub-funds; the InvestInvent Wind Energy Fund and the InvestInvent Alternative Energies Fund. The InvestInvent Wind Energy Fund invests in private equity of ecologically valuable projects that offer attractive long-term investment returns primarily in areas such as wind energy related and infrastructure related projects. The InvestInvent Alternative Energies Fund invests in private equity of ecologically valuable projects that offer attractive long-term investment returns primarily in alternative energy areas such as photovoltaic plants, wind energy projects and other related projects. There were no subscriptions in the InvestInvent Alternative Energies Fund as at 31 March 2013.

Changes to company documents

On 24 September 2012, the Offering Memorandum was amended to include the issue of two new share classes in the sub-fund InvestInvent Wind Energy Fund, namely:

- Class D CHF InvestInvent Wind Energy Fund Non-Voting Distribution Shares; and
- Class E CHF InvestInvent Wind Energy Fund Non-Voting Accumulation Shares.

On 15 February 2013, the Offering Memorandum was amended to substitute Mr. Oliver Halter as a representative of InvestInvent AG on the Investment Committee of the sub-funds of the Company with Mara Ute Seiwert-Scholtz. Furthermore, additional wording was also included to clarify that any interest rate differential between EUR and CHF shall be borne by investors and shall not be included within the hedging transaction costs of 1.8%.

Information about the Company and salient statistics - continued

Salient statistics

The Net Asset Value per share is determined by dividing the net asset value of the investor shares by the shares in issue at the reporting date.

	'B' Class Units	'C' Class Units
Shares in issue		
As at 31 March 2013	391,243.74	231,470.74
As at 31 March 2012	356,196.29	199,636.07
As at 31 December 2011	361,555.55	192,082.92

Net asset value per share

As at 31 March 2013	€125.25	€133.57
As at 31 March 2012	€125.15	€128.32
As at 31 December 2011	€120.13	€122.77

	'D' Class Units	'E' Class Units
Shares in issue		
As at 31 March 2013	5,916.47	18,414.22
As at 31 March 2012	-	-
As at 31 December 2011	-	-

Net asset value per share

As at 31 March 2013	CHF150.99	CHF160.87
As at 31 March 2012	-	-
As at 31 December 2011	-	-

Directors' report

The directors present their report and the audited financial statements for the year ended 31 March 2013.

Principal activities

InvestInvent Funds SICAV plc is organised under the Laws of Malta as a multi-fund investment company with variable share capital (SICAV) pursuant to the Companies' Act, 1995.

Review of the business

The net asset value of the Company as at 31 March 2013 stood at €83,093,309 (2012: €70,193,138).

During the current period, the InvestInvent Wind Energy Fund, issued two new share classes namely:

- Class D CHF InvestInvent Wind Energy Fund Non-Voting Distribution Shares; and
- Class E CHF InvestInvent Wind Energy Fund Non-Voting Accumulation Shares.

Results and dividends

The statement of comprehensive income is set out on page 9.

The directors have paid interim dividends amounting to €1,887,800 (2012: €125,439) to the holders of the Class B and Class D non-voting distribution shares of the InvestInvent Wind Energy Fund.

Directors

The directors of the Company who held office during the year were:

Dr. David E. Griscti
Mr. Erich Schnider
Dr. Anton Tabone

The Company's Articles of Association do not require any directors to retire.

Statement of directors' responsibilities for the financial statements

The directors are required by the Companies Act, 1995 to prepare financial statements which give a true and fair view of the state of affairs of the Company as at the end of each reporting period and of the profit or loss for that period.

In preparing the financial statements, the directors are responsible for:

- ensuring that the financial statements have been drawn up in accordance with International Financial Reporting Standards as adopted by the EU as modified by Article 170 of the Maltese Companies Act, 1995;
- selecting and applying appropriate accounting policies;
- making accounting estimates that are reasonable in the circumstances;
- ensuring that the financial statements are prepared on the going concern basis unless it is inappropriate to presume that the Company will continue in business as a going concern.

Directors' report - continued

Statement of directors' responsibilities for the financial statements - continued


The directors are also responsible for designing, implementing and maintaining internal control as the directors determine is necessary to enable the preparation of financial statements that are free from material misstatement, whether due to fraud or error, and that comply with the Companies Act, 1996. They are also responsible for safeguarding the assets of the Company and hence for taking reasonable steps for the prevention and detection of fraud and other irregularities.

The financial statements of InvestInvent Funds SICAV plc for the year ended 31 March 2013 are included in the Annual Report 2013, which is published in hard-copy printed form and may be made available on the Company's website. The directors are responsible for the maintenance and integrity of the Annual Report on the website in view of their responsibility for the controls over, and the security of, the website. Access to information published on the Company's website is available in other countries and jurisdictions, where legislation governing the preparation and dissemination of financial statements may differ from requirements or practice in Malta.

Auditors

PricewaterhouseCoopers have indicated their willingness to continue in office and a resolution for their re-appointment will be proposed at the Annual General Meeting.

On behalf of the board



Dr. David E. Gnschi
Director



Mr. Erich Schnider
Director

Registered office
168, St. Christopher Street
Valletta VLT 1467
Malta

30 July 2013



Independent auditor's report

To the Shareholders of InvestInvent Funds SICAV plc

Report on the Financial Statements for the year ended 31 March 2013

We have audited the financial statements of InvestInvent Funds SICAV plc on pages 8 to 29 which comprise the statement of financial position as at 31 March 2013 and the statement of comprehensive income, statement of changes in net assets attributable to holders of redeemable shares and statement of cash flows for the year then ended and a summary of significant accounting policies and other explanatory information.

Directors' Responsibility for the Financial Statements

As explained more comprehensively in the Statement of directors' responsibilities for the financial statements on pages 4 and 5, the directors are responsible for the preparation of financial statements that give a true and fair view in accordance with International Financial Reporting Standards (IFRSs) as adopted by the EU as modified by Article 170 of the Maltese Companies Act, 1995 and the requirements of the said Act, and for such internal control as the directors determine is necessary to enable the preparation of financial statements that are free from material misstatement, whether due to fraud or error.

Auditor's Responsibility

Our responsibility is to express an opinion on these financial statements based on our audit. We conducted our audit in accordance with International Standards on Auditing. Those Standards require that we comply with ethical requirements and plan and perform the audit to obtain reasonable assurance about whether the financial statements are free from material misstatement.

An audit involves performing procedures to obtain audit evidence about the amounts and disclosures in the financial statements. The procedures selected depend on the auditor's judgement, including the assessment of the risks of material misstatement of the financial statements, whether due to fraud or error. In making those risk assessments, the auditor considers internal control relevant to the entity's preparation of financial statements that give a true and fair view in order to design audit procedures that are appropriate in the circumstances, but not for the purpose of expressing an opinion on the effectiveness of the entity's internal control. An audit also includes evaluating the appropriateness of accounting policies used and the reasonableness of accounting estimates made by the directors, as well as evaluating the overall presentation of the financial statements.

We believe that the audit evidence we have obtained is sufficient and appropriate to provide a basis for our audit opinion.

Opinion

In our opinion the financial statements:

- give a true and fair view of the financial position of the company as at 31 March 2013 and of its financial performance and its cash flows for the year then ended in accordance with IFRSs as adopted by the EU as modified by Article 170 of the Maltese Companies Act, 1995; and
- have been properly prepared in accordance with the requirements of the said Act.



Independent auditor's report - continued

Report on Other Legal and Regulatory Requirements

We also have responsibilities under the Maltese Companies Act, 1995 to report to you if, in our opinion:

- The information given in the directors' report is not consistent with the financial statements.
- Adequate accounting records have not been kept, or that returns adequate for our audit have not been received from branches not visited by us.
- The financial statements are not in agreement with the accounting records and returns.
- We have not received all the information and explanations we require for our audit.
- Certain disclosures of directors' remuneration specified by law are not made in the financial statements, giving the required particulars in our report.

We have nothing to report to you in respect of these responsibilities.

PricewaterhouseCoopers

78 Mill Street
Qormi
Malta

A handwritten signature in black ink, appearing to read 'Lucienne Pace Ross'.

Lucienne Pace Ross
Partner


30 July 2013


Statement of financial position

As at 31 March			
	Notes	2013 €	2012 €
ASSETS			
Investments in subsidiary undertakings	4	60,062,773	53,486,216
Financial assets at fair value through profit or loss	5	48,084	-
Advances to subsidiary undertakings	6	2,376,946	2,670,152
Trade and other receivables	7	33,542	39,985
Cash and cash equivalents	8	4,307,729	720,959
Total assets		66,829,074	56,917,312
LIABILITIES			
Accrued expenses		228,102	177,985
Net assets attributable to holders of redeemable shares <i>(valuation of investments in subsidiary undertakings at cost, net of any accumulated impairment losses)</i>		66,600,972	56,739,327
Adjustment for the determination of fair value of redeemable shares	10	16,492,337	13,453,811
Net assets attributable to holders of redeemable shares <i>(valuation of investments in subsidiary undertakings at fair value)</i>	10	83,093,309	70,193,138

The notes on pages 12 to 29 are an integral part of these financial statements.

The financial statements on pages 8 to 29 were authorised for issue by the board on 30 July 2013 and were signed on its behalf by:


 Dr. David E. Grisch
 Director


 Mr. Erich Schnider
 Director

Statement of comprehensive income

	Notes	Year ended 31 March	
		2013 €	2012 €
Income			
Interest income	11	115,497	162,689
Dividend income		2,364,210	291,230
Other net changes in fair value of financial assets at fair value through profit or loss		(20,952)	-
Other operating income	12	35,856	41,952
Total net income		2,494,611	495,871
Expenses			
Management and administration fees	13	1,463,528	1,196,132
Custodian fees	13	154,056	125,909
Directors' remuneration	16	30,000	30,000
Other legal and professional fees		83,092	71,000
Bank interest and similar charges		625	25,602
Impairment charge	3	728,000	990,000
Total operating expenses		2,459,301	2,438,643
Operating gain/(loss)		35,310	(1,942,772)
Finance costs			
Distributions to holders of redeemable shares	14	(1,887,800)	(125,439)
Loss after distributions and before tax		(1,852,490)	(2,068,211)
Tax expense	15	-	-
Loss after distributions and tax		(1,852,490)	(2,068,211)
Adjustment for the determination of fair value of redeemable shares	10	3,038,526	4,787,095
Net increase in net assets attributable to holders of redeemable shares during the year		1,186,036	2,718,884

The notes on pages 12 to 29 are an integral part of these financial statements.

Statement of changes in net assets attributable to holders of redeemable shares

		Year ended 31 March	
		2013	2012
Notes		€	€
	Net assets attributable to holders of redeemable shares at beginning of the year <i>(valuation of investment in subsidiary undertakings at cost, net of any accumulated impairment losses)</i>	56,739,327	58,349,469
10	Adjustment for the determination of fair value of redeemable shares	13,453,811	8,666,716
	Net assets attributable to holders of redeemable shares at beginning of the year <i>(valuation of investment in subsidiary undertakings at fair value)</i>	70,193,138	67,016,185
9	Proceeds from redeemable shares issued	19,893,428	14,621,910
9	Redemption of redeemable shares	(8,179,293)	(14,163,841)
	Net increase from share transactions	11,714,135	458,069
	Loss after distributions and tax	(1,852,490)	(2,068,211)
10	Adjustment for the determination of fair value of redeemable shares	3,038,526	4,787,095
	Net increase in net assets attributable to holders of redeemable shares during the year	1,186,036	2,718,884
	Net assets attributable to holders of redeemable shares at end of the year <i>(valuation of investments in subsidiary undertakings at fair value)</i>	83,093,309	70,193,138

The notes on pages 12 to 29 are an integral part of these financial statements.

The adjustments for valuation of investment in subsidiary undertakings and amortisation of formation expenses (Note 10) represent the only equity component. There are no other balances or movements of equity for the year.

Statement of cash flows

		Year ended 31 March	
	Notes	2013 €	2012 €
Cash flows from operating activities			
Interest received		121,940	163,488
Dividend income received		2,364,210	291,230
Other operating income		35,856	41,952
Operating expenses paid		(1,681,184)	(1,421,246)
Acquisitions of investment in subsidiary undertakings	4	(7,104,557)	(5,022,216)
Purchase and settlement of derivative financial instruments		(69,036)	-
Net movement in advances to subsidiary undertakings	6	93,206	97,207
Net cash used in operating activities		(6,239,565)	(5,849,585)
Cash flows from financing activities			
Amounts received on issue of redeemable shares	9	19,893,428	14,621,910
Amounts paid on redemption of redeemable shares	9	(8,179,293)	(14,163,841)
Distributions to holders of redeemable shares	14	(1,887,800)	(125,439)
Net cash generated from financing activities		9,826,335	332,630
Net movement in cash and cash equivalents		3,586,770	(5,516,955)
Cash and cash equivalents at beginning of the year		720,959	6,237,914
Cash and cash equivalents at end of the year	8	4,307,729	720,959

The notes on pages 12 to 29 are an integral part of these financial statements.

Notes to the financial statements

1. Summary of significant accounting policies

The principal accounting policies applied in the preparation of these financial statements are set out below. These policies have been consistently applied to all the periods presented, unless otherwise stated.

1.1 Basis of preparation

These financial statements have been prepared in accordance with International Financial Reporting Standards (IFRSs) as adopted by the EU as modified by Article 170 of the Maltese Companies Act, 1995 and the requirements of the said Act. They have also been prepared in accordance with the requirements of the Malta Financial Services Authority's Investment Services Rules for Collective Investment Schemes.

On the basis of a resolution made by the directors, the interests of the Company in the subsidiary undertakings (see Note 4 – Investments in subsidiary undertakings) are held exclusively with a view to subsequent resale. Furthermore, the subsidiary undertakings have not been previously included in consolidated accounts prepared by the Company. Accordingly, in accordance with the provisions of Article 170 (4b) of the Maltese Companies Act, 1995, consolidated financial statements have not been prepared. The financial statements have been prepared under the historical cost convention.

The preparation of financial statements in conformity with IFRSs as adopted by the EU requires the use of certain accounting estimates. It also requires directors to exercise their judgement in the process of applying the Company's accounting policies (see Note 3 – Critical accounting estimates and judgements).

Standards, interpretations and amendments to published standards effective 1 April 2013

The Company adopted new standards, amendments and interpretations to existing standards that are mandatory for the Company's accounting period beginning on 1 April 2013. The adoption of these revisions to the requirements of IFRSs as adopted by the EU did not result in substantial changes to the Company's accounting policies.

Standards, interpretations and amendments to published standards that are not yet effective

IFRS 9, 'Financial instruments' addresses the classification and measurement of financial assets and replaces the multiple classification and measurement tools in IAS 39 with a single model that only has two classification categories: amortised cost and fair value. Classification under IFRS 9 will be driven by the entity's business model for managing the financial assets and the contractual characteristics of the financial assets. Subject to adoption by the EU, IFRS 9 will be effective for financial periods beginning on, or after, 1 January 2015. The Company is considering the implications of the standard and its impact on the Company's financial results and position, together with the timing of its adoption taking cognisance of the endorsement process by the European Commission, and will also consider the impact of the remaining phases of IFRS 9 when completed.

1. Summary of significant accounting policies - continued

1.2 Foreign currency translation

(a) Functional and presentation currency

The Fund's investors are mainly from the eurozone, with the subscriptions and redemptions of the redeemable shares denominated in Euro and CHF. The performance of the Fund is measured and reported to the investors in Euro. The Directors consider the Euro as the currency that most faithfully represents the economic effects of the underlying transactions, events and conditions. The financial statements are presented in Euro, which is the Fund's functional and presentation currency.

(b) Transactions and balances

Foreign currency transactions are translated into the functional currency using the exchange rates prevailing at the dates of the transactions. Foreign currency assets and liabilities are translated into the functional currency using the exchange rate prevailing at the reporting date.

Foreign exchange gains and losses arising from translation are included in the statement of comprehensive income.

1.3 Investments in subsidiary undertakings

Investments in subsidiary undertakings are accounted for by the cost method of accounting.

The Company assesses at the end of each reporting period whether there is objective evidence that an investment in subsidiary is impaired. An investment in subsidiary is impaired and impairment losses are incurred only if there is objective evidence of impairment as a result of one or more events that occurred after the initial recognition of the asset (a 'loss event') and that loss event (or events) has an impact on the estimated future cash flows of the subsidiaries that can be reliably estimated. The criteria that the Company uses to determine that there is objective evidence of an impairment loss include:

- Significant financial difficulty of the subsidiary;
- A breach of contract, such as a default or delinquency in interest or principal payments;
- It becomes probable that the subsidiary will enter bankruptcy or other financial reorganisation;
- Observable data indicating that there is a measurable decrease in the estimated future cash flows from the subsidiaries since the initial recognition of those assets.

The Company first assesses whether objective evidence of impairment exists. The amount of the loss is measured as the difference between the subsidiaries' carrying amount and the present value of estimated future cash flows (excluding future credit losses that have not been incurred) discounted at the subsidiaries' original effective interest rate. The subsidiaries' carrying amount of the asset is reduced and the amount of the loss is recognised in the statement of comprehensive income.

If, in a subsequent period, the amount of the impairment loss decreases and the decrease can be related objectively to an event occurring after the impairment was recognised, the reversal of the previously recognised impairment loss is recognised in the statement of comprehensive income. On disposal of an investment, the difference between the net disposal proceeds and the carrying amount is charged or credited to the statement of comprehensive income.

1. Summary of significant accounting policies - continued

1.4 Financial assets and financial liabilities at fair value through profit or loss

(a) Classification

The Company classifies its investments in derivatives as financial assets or financial liabilities at fair value through profit or loss and are categorised as financial assets or financial liabilities held for trading.

i. Financial assets and liabilities held for trading

A financial asset or financial liability is classified as held for trading if it is acquired or incurred principally for the purpose of selling or repurchasing in the near term or if on initial recognition is part of a portfolio of identifiable financial investments that are managed together and for which there is evidence of a recent actual pattern of short-term profit taking. Derivatives are also categorised as held for trading. The Company does not classify any derivatives as hedges in a hedging relationship.

(b) Recognition, derecognition and measurement

Regular purchases and sales of investments are recognised on the trade date – the date on which the Company commits to purchase or sell the investment. Financial assets and financial liabilities at fair value through profit or loss are initially recognised at fair value. Transaction costs are expensed as incurred in the statement of comprehensive income.

Financial assets are derecognised when the rights to receive cash flows from the investments have expired or the Company has transferred substantially all risks and rewards of ownership.

Subsequent to initial recognition, all financial assets and financial liabilities at fair value through profit or loss are measured at fair value. Gains and losses arising from changes in the fair value of the 'financial assets or financial liabilities at fair value through profit or loss' category are presented in the statement of comprehensive income within other net changes in fair value of financial assets and liabilities at fair value through profit or loss in the period in which they arise.

(c) Fair value estimation

Fair value is the price that would be received to sell an asset or paid to transfer a liability in an orderly transaction between market participants at the measurement date.

The fair value of financial assets and liabilities that are not traded in an active market (for example, over-the-counter derivatives) is determined using valuation techniques. The Fund uses a variety of methods and makes assumptions that are based on market conditions existing at each reporting date. Valuation techniques used include the use of comparable recent arm's length transactions, reference to other instruments that are substantially the same, discounted cash flow analysis, option pricing models and other valuation techniques commonly used by market participants making the maximum use of market inputs and relying as little as possible on entity-specific inputs.

1.5 Offsetting financial instruments

Financial assets and liabilities are offset and the net amount reported in the statement of financial position when there is a legally enforceable right to offset the recognised amounts and there is an intention to settle on a net basis or realise the asset and settle the liability simultaneously.

1. Summary of significant accounting policies - continued

1.6 Other receivables and payables

Other receivables and payables represent amounts receivable and payable respectively, for transactions contracted for but not yet delivered by the end of the period.

These amounts are initially recognised at fair value and subsequently measured at amortised cost less any provision for impairment. A provision for impairment of amounts due is established when there is an objective evidence that the fund will not be able to collect all amounts due.

1.7 Cash and cash equivalents

Cash and cash equivalents includes cash in hand, deposits held at call with banks and other short-term investments in an active market with original maturities of three months or less and bank overdrafts. Bank overdrafts are shown in current liabilities in the statement of financial position.

1.8 Redeemable shares

The Company issues redeemable shares which are redeemable at the holders' option and is classified as a financial liability. Redeemable shares can be put back to the respective sub-fund at any time for cash equal to a proportionate share of the sub-fund's net asset value. The redeemable shares are carried at fair value.

Redeemable shares are issued and redeemed at the holder's option at prices based on the sub-fund's net asset value per share at the time of issue or redemption. The sub-fund's net asset value per share is calculated by dividing the net assets attributable to the holders of each redeemable share with the total number of outstanding redeemable shares.

1.9 Revenue recognition

All distributions from investment in subsidiary undertakings are recognised as income in the statement of comprehensive income when received to the extent that such amounts are paid from economic earnings of the applicable investment.

Interest income from financial assets not classified as fair value through income is recognised using the effective interest method.

1.10 Accrued expenses

Accrued expenses are recognised initially at fair value and subsequently stated at amortised cost using the effective interest method.

1.11 Distributions payable to holders of redeemable shares

Dividend distributions to holders of the distributor shares are recognised in the period in which the dividends are declared. Dividend distributions are recognised as a finance cost in the statement of comprehensive income. The dividends, if any, payable to the holders of the Class B and Class D non-voting distribution shares shall be the sum recommended by the Company not in excess of the pro-rata income received or receivable by the Fund, and attributable to the said distribution shares, during the accounting period less appropriate expenses, deductions and charges.

2. Financial risk management

2.1 Financial risk factors

The Company's activities potentially expose it to a variety of financial risks: market risk (including currency risk, fair value interest rate risk and cash flow interest rate risk), credit risk and liquidity risk. The Company's overall risk management programme seeks to maximise the returns derived for the level of risk to which the Company is exposed and seeks to minimise potential adverse effects on the Company's financial performance. The Company's policy allows it to use derivative financial instruments to both moderate and create certain risk exposures.

(a) Market risk

(i) Foreign exchange risk

Currency fluctuations between the functional currency of the Company and the currency of the underlying investments of the Company, may adversely affect the value of investments and the income derived thereon.

The Company is not exposed to significant foreign exchange risk as the majority of the Company's transactions, assets and liabilities are denominated in Euro. During the current period, the Fund issued two new share classes denominated in Swiss Franc (CHF). The Fund has adopted a hedging strategy to hedge the net asset value of the CHF share classes against the Euro, mainly through the use of forward currency contracts.

(ii) Fair value and cash flow interest rate risk

Interest rate risk arises from the effects of fluctuations in the prevailing levels of market interest rates on the fair value of financial assets and liabilities and future cash flow. The Company holds interest-bearing assets, which represent amounts due from subsidiary undertakings. These are subject to fixed interest rates and are measured at amortised cost. Accordingly, the Company is not exposed to fair value interest rate risk.

The Company also holds bank balances that are subject to floating interest rates and expose the Company to cash flow interest rate risk. Management monitors the impact of changes in market interest rates on amounts reported in the statement of comprehensive income in respect of these instruments. Based on this analysis, management considers the potential impact on profit or loss of a defined interest rate shift that is reasonably possible at the end of the reporting period to be immaterial.

(iii) Price risk

Details of key assumptions and sensitivity with respect to subsidiary undertakings are provided in Note 3. The impact of the change to key assumptions supporting the recoverable amount of subsidiary undertakings as at the reporting date is disclosed in Note 3 to the financial statements.

2. Financial risk management - continued

2.1 Financial risk factors - continued

(b) Credit risk

The Company is exposed to credit risk, which is the risk that one party to a financial instrument will cause a financial loss for the other party by failing to discharge an obligation. The Company's exposure to credit risk as at the end of the reporting date is analysed as follows:

	2013	2012
	€	€
Loans and receivables category:		
Advances to subsidiary undertakings	2,376,946	2,670,152
Trade and other receivables	33,542	39,985
Cash and cash equivalents	4,307,729	720,959
	6,718,217	3,431,096

The Company is subject to credit risk on amounts due from subsidiary undertakings. The credit quality of amounts due from subsidiary undertakings within the investment portfolio is based on the financial performance of subsidiary undertakings. Impairments are made when the valuation of the subsidiary undertakings imply non-recovery of all or part of the Company's loan investment. Management does not expect any losses from non-performance, and believes that the risk of default is small and that capital repayments and interest payments will be made in accordance with the agreed terms and conditions.

The Company's trade and other receivables mainly constitute amounts due from subsidiary undertakings and are all short term. The maximum exposure to credit risk at the end of the reporting period in respect of the financial assets mentioned above is equivalent to their carrying amount as disclosed in the respective notes to the financial statements. The Company does not hold any collateral as security in this respect.

Cash and cash equivalents are mainly held with a single financial institution. The Company banks only with financial institutions with high quality standing. As at the reporting date, the Company was also exposed to credit risk on forward currency contracts. The contractual maturities of the forward currency contracts are disclosed in the Note 2.1 (c).

2. Financial risk management - continued

2.1 Financial risk factors - continued

(c) Liquidity risk

Liquidity risk is the risk that the Company may not be able to generate sufficient cash resources to settle its obligations as they fall due.

The Company is exposed to monthly cash redemptions of redeemable shares. The Company is exposed to a significant level of liquidity risk in view of its investments which are not quoted, listed or normally dealt in, on or under the rules of a regulated market. The market prices for such investments may be volatile and may not be readily ascertainable. Accordingly amounts realised from investments sold may differ from the valuation as determined for pricing purposes, and the differences could be material. Furthermore, the assets of the sub-fund are concentrated in the wind energy sector. Accordingly, the investment portfolio of the sub-fund may be subject to more concentration risk than would be the case if the sub-fund were to maintain a wide diversification among investments or industry sectors.

The Company has the ability to borrow to meet short-term liquidity requirements. The portfolio manager monitors the Company's liquidity position on a regular basis. Redeemable shares are redeemed on demand at the holder's option. All other liabilities are due within less than one month.

The table below analyses the Company's derivative financial instruments for which the contractual maturities are considered to be essential to an understanding of the timing of cash flows based on the Company's investment strategy.

	Contracted amount €
Purchase of CHF against Euro maturing 2 May 2013	83,500
Purchase of CHF against Euro maturing 2 May 2013	27,700
Purchase of CHF against Euro maturing 2 May 2013	2,146,630
Purchase of CHF against Euro maturing 2 May 2013	134,300
Purchase of CHF against Euro maturing 3 June 2013	346,750
Purchase of CHF against Euro maturing 3 June 2013	21,762
Purchase of CHF against Euro maturing 3 June 2013	123,950
Purchase of CHF against Euro maturing 3 June 2013	192,510
Purchase of CHF against Euro maturing 1 July 2013	82,600
Purchase of CHF against Euro maturing 1 July 2013	48,770

2. Financial risk management - continued

2.2 Capital risk management

The capital of the Company is represented by the net assets attributable to holders of redeemable shares. The amount of net asset attributable to holders of redeemable shares can change significantly on a daily basis as the Company is subject to monthly subscriptions and redemptions at the discretion of shareholders. The Company's objective when managing capital is to safeguard the Company's ability to continue as a going concern in order to provide returns for shareholders and benefits for other stakeholders and to maintain a strong capital base to support the development of the investment activities of the Company.

In order to maintain or adjust the capital structure, the Company's policy is to perform the following:

- Monitor the level of monthly subscriptions and redemptions relative to the assets it expects to be able to liquidate.
- Redeem and issue new shares in accordance with the constitutional documents of the Company, which include the ability to restrict redemptions and require certain minimum holdings and subscriptions.

The Board of Directors and Portfolio Manager monitor capital on the basis of the value of net assets attributable to redeemable shareholders.

2.3 Fair value estimation

The table below analysis financial instruments carried at fair value, by valuation method. The difference levels have been defined as follows:

- Quoted prices (unadjusted) in active markets for identical assets or liabilities (level 1).
- Inputs other than quoted prices included within level 1 that are observable for the asset or liability, either directly (that is, as prices) or indirectly (that is, derived from prices) (level 2).
- Inputs for the asset or liability that are not based on observable market data (that is, unobservable inputs) (level 3).

	2013
	€
	Level 2
Forward currency contracts	48,084

Financial instruments that trade in markets that are not considered to be active but are valued based on alternative pricing sources supported by observable inputs are classified within Level 2. These include over-the-counter derivatives.

3. Critical accounting estimates and judgements

Estimates and judgements are continually evaluated and based on historical experience and other factors including expectations of future events that are believed to be reasonable under the circumstances.

The Company makes estimates and assumptions concerning the future. The resulting accounting estimates will, by definition, seldom equal the related actual results. The estimates and assumptions that have a significant risk of causing a material adjustment to the carrying amounts of assets and liabilities within the next financial year are addressed below.

Estimated impairment/recoverable amounts of investments in subsidiary undertakings

The Company tests annually whether the investments in subsidiary undertakings suffered any impairment, in accordance with the accounting policy stated in Note 1.3. Each investment in subsidiary is considered as a separate cash-generating unit.

The recoverable amount (fair value) of each cash-generating unit has been determined based on projected future net cash flows, appropriately adjusted for taxation and discounted by a risk adjusted discount rate. In assessing the projected cash flows the directors assume a long term view of a maintainable level of investment return. This valuation requires the use of a number of assumptions, mainly relating to the revenue generation of each wind farm depending on the average wind speed over the lifetime of the projects. This valuation is inherently uncertain and assumptions are reviewed on an annual basis as experience and the reliability of the estimation process develop.

The use of fair value is not only critical for the impairment assessment of the subsidiary undertakings, but also to determine the fair value of the net assets attributable to holders of redeemable shares, that are classified as a liability. As mentioned above, the principal assumptions used mainly relate to projected revenues from the wind farms. Accordingly, if the projected revenues for the cash-generating units had been 3% higher/(lower) than management's estimates at 31 March 2013, the Fund's net assets attributable to holders of redeemable shares would increase/(decrease) by €8.2m (2012: €7.7m).

Another key variable used in the determination of the fair value of the net assets attributable to holders of redeemable shares is the discount rate. If the discount rate used in the discounted future cash flows for the cash-generating units had been 1% higher/(lower), all other things being equal, the Fund's net assets attributable to holders of redeemable shares would (decrease)/increase by (€12.2m)/€13.7m (2012: (€12.8m)/€14.4m) respectively.

4. Investments in subsidiary undertakings

The investments in subsidiary undertakings are shown below:

Subsidiary undertakings	Registered office	Class of shares held	Percentage of shares held	
			2013	2012
InvestInvent Energy GmbH	Zeppelinstrasse 1 12529, Schönefeld Germany	Ordinary shares in a limited liability company	100%	100%
Windkraft Beteiligungsgesellschaft mbH & Co. Windpark Krummensee KG (<i>project Krummensee</i>)	Stauline 14, 26122, Oldenburg Düsseldorf Germany	Limited partner in a limited partnership	55%	55%
Société d'exploitation éolienne de Momerstroff SAS (<i>project Momerstroff</i>)	2, Place De Leglise 57220 Mommerstroff France	Ordinary shares in a limited liability company	95%	95%
Windpark Hauteurs de Gâtine Beteiligungs GmbH (<i>project Hauteurs de Gâtine</i>)	Am Torfstich 11 31234, Edemissen Germany	Ordinary shares in a limited liability company	100%	100%
Windpark Lage GmbH & Co. KG (<i>project Lage</i>)	Marienstrasse 7, 41751 Viersen Germany	Limited partner in a limited partnership	100%	-
Zero Emission People Windrad Kraasa West GmbH & Co. KG (<i>project Kraasa</i>)	Mühlenstrasse 51, 45473 Mülheim an der Ruhr Germany	Limited partner in a limited partnership	100%	-
InvestInvent 1. Windpark GmbH & Co. KG (<i>project Nateln</i>)	Zeppelinstrasse 1 12529, Schönefeld Germany	Limited partner in a limited partnership	100%	100%
InvestInvent 2. Windpark GmbH & Co. KG (<i>project Petersdorf I</i>)	Zeppelinstrasse 1 12529, Schönefeld Germany	Limited partner in a limited partnership	100%	100%
InvestInvent 5. Windpark GmbH & Co. KG (<i>project Dübrichen-Priessen</i>)	Neur Wall 42, 20354, Hamburg Germany	Limited partner in a limited partnership	100%	100%
InvestInvent 8. Windpark GmbH & Co. KG (<i>project Rottelsdorf</i>)	Zeppelinstrasse 1 12529, Schönefeld Germany	Limited partner in a limited partnership	100%	100%

4. Investments in subsidiary undertakings - continued

InvestInvent 9. Windpark GmbH & Co. KG <i>(project Oyten-Ost)</i>	Zeppelinstrasse 1 12529, Schönefeld Germany	Limited partner in a limited partnership	100%	100%
InvestInvent 10. Windpark GmbH & Co. KG <i>(project Oyten-West)</i>	Zeppelinstrasse 1 12529, Schönefeld Germany	Limited partner in a limited partnership	100%	100%
InvestInvent 11. Windpark GmbH & Co. KG <i>(project Radegast)</i>	Zeppelinstrasse 1 12529, Schönefeld Germany	Limited partner in a limited partnership	100%	100%
InvestInvent 15. Windpark GmbH & Co. KG <i>(project Seine Rive Gauche Sud)</i>	Zeppelinstrasse 1 12529, Schönefeld Germany	Limited partner in a limited partnership	100%	100%
InvestInvent 16. Windpark GmbH & Co. KG <i>(project Steinau)</i>	Neur Wall 42, 20354, Hamburg Germany	Limited partner in a limited partnership	100%	100%
InvestInvent 17. Windpark GmbH & Co. KG <i>(project Stretense I)</i>	Neur Wall 42, 20354, Hamburg Germany	Limited partner in a limited partnership	100%	100%
InvestInvent 18. Windpark GmbH & Co. KG <i>(project Petersdorf II)</i>	Neur Wall 42, 20354, Hamburg Germany	Limited partner in a limited partnership	100%	100%
InvestInvent 19. Windpark GmbH & Co. KG <i>(project Oelsig)</i>	Neur Wall 42, 20354, Hamburg Germany	Limited partner in a limited partnership	100%	100%
InvestInvent 20. Windpark GmbH & Co. KG <i>(project Bad Berleburg)</i>	Neur Wall 42, 20354, Hamburg Germany	Limited partner in a limited partnership	100%	100%
InvestInvent 21. Windpark GmbH & Co. KG <i>(project Birkholz)</i>	Neur Wall 42, 20354, Hamburg Germany	Limited partner in a limited partnership	100%	100%
InvestInvent 22. Windpark GmbH & Co. KG <i>(project Wölsickendorf)</i>	Neur Wall 42, 20354, Hamburg Germany	Limited partner in a limited partnership	100%	100%

4. Investments in subsidiary undertakings - continued

Year ended	2013 €	2012 €
Opening net book amount	53,486,216	49,454,000
Additions	7,104,557	5,022,216
Loans transferred to equity	200,000	-
Impairment charge (Note 3)	(728,000)	(1,293,000)
Impairment reversal (Note 3)	-	303,000
Closing net book amount	60,062,773	53,486,216

Year ended	2013 €	2012 €
Accumulated cost	62,651,773	55,347,216
Accumulated impairment losses	(2,589,000)	(1,861,000)
Closing net book amount	60,062,773	53,486,216

5. Financial assets at fair value through profit or loss

	2013 €	2012 €
<i>Financial assets held for trading</i>		
Forward currency contracts (fair value)	48,084	-
	48,084	-

6. Advances to subsidiary undertakings

	2013 €	2012 €
Advances to subsidiary undertakings	2,376,946	2,670,152
	2,376,946	2,670,152

Advances to subsidiary undertakings are subject to a fixed interest rate of 6% (2012: 6%), unsecured and have no fixed date of repayment.

7. Trade and other receivables

	2013 €	2012 €
Accrued interest on advances to subsidiary undertakings	33,542	39,985
	33,542	39,985

8. Cash and cash equivalents

For the purposes of the statement of cash flows, cash and cash equivalents comprise the following:

	2013	2012
	€	€
Cash at bank	4,307,729	5,959
Deposits held at call with banks	-	715,000
	4,307,729	720,959

9. Redeemable shares

Authorised share capital

	2013	2012
	No. of shares	No. of shares
'A' voting shares	1,500	1,500
'B', 'C', 'D' and 'E' non-voting shares	500,000,000	500,000,000
	500,001,500	500,001,500

Issued and fully-paid up share capital

	'B'	'C'	'D'	'E'
Year ended 31 March 2013	Distributor EUR class (non-voting) No. of shares	Accumulator EUR class (non-voting) No. of shares	Distributor CHF class (non-voting) No. of shares	Accumulator CHF class (non-voting) No. of shares
Redeemable shares in issue at beginning of year	356,196.29	199,636.07	-	-
Issue of redeemable shares	42,505.26	87,087.56	5,916.47	18,414.22
Redemption of redeemable shares	(7,457.81)	(55,252.89)	-	-
Redeemable shares in issue at end of year	391,243.74	231,470.74	5,916.47	18,414.22

9. Redeemable shares - continued

Year ended 31 March 2012	'B' Distributor EUR class (non-voting) No. of shares	'C' Accumulator EUR class (non-voting) No. of shares	'D' Distributor CHF class (non-voting) No. of shares	'E' Accumulator CHF class (non-voting) No. of shares
Redeemable shares in issue at beginning of year	361,555.55	192,082.92	-	-
Issue of redeemable shares	103,499.46	14,704.04	-	-
Redemption of redeemable shares	(108,858.72)	(7,150.89)	-	-
Redeemable shares in issue at end of year	356,196.29	199,636.07	-	-

The founder shares (Class 'A' voting shares) do not carry a right to participate in any dividends or other distributions of the Company, if applicable, or in the assets of the Company on a winding up (except repayment of paid up capital following settlement of any and all amounts due to the non-voting shares). The founder shares do not form part of the Net Asset Value of the Company and are thus disclosed in the financial statements by way of this note only. In the opinion of the Board of Directors, this disclosure reflects the nature of the Company's business as an investment Company. The non-voting shares do participate in the assets of the Company, in any dividend distributions, if applicable, and in any distributions of the Company in the event of liquidation.

All shares issued after the initial share capital may be redeemed at prices based on the value of the Fund's net assets in accordance with its Articles of Association. All share classes shall be bound by the same investment objectives, investment policies and borrowing and investment restrictions as defined in the Offering Documents of the Company.

The Company may mandatorily redeem all outstanding shares where the net asset value of the shares in the Company falls below €2,500,000 (or its equivalent).

The relevant movements are shown above and in the statement of changes in net assets attributable to holders of redeemable shares. In accordance with the objectives outlined in the prospectus and the risk management policies in Note 2, the Company endeavours to invest the subscriptions received in appropriate investments while maintaining sufficient liquidity to meet redemptions, such liquidity being augmented by short-term borrowings or disposal of investments where necessary.

10. Net asset value per share

Redeemable shares represent a liability in the statement of financial position, and are carried at fair value in these financial statements. In order to establish the fair value of redeemable shares, a valuation model is applied to the investments in subsidiary undertakings. The valuation model for the investments in subsidiary undertakings being applied for pricing purposes is based on the amortised cost of the project, the average projected profits over the term of the project multiplied by the number of years since the start of project, less any dividends received to date.

Under IFRS, the fair value of the investments in subsidiaries, for the purpose of determining the fair value of redeemable shares, is based on projected future net cash flows, appropriately adjusted for taxation and discounted by a risk adjusted discount rate. The results of the different valuation methodologies were considered to be within a reasonable range.

The fair valuation of the redeemable shares gives rise to differences in relation to the measurement of the investments in subsidiary undertakings. For financial statements, investments in subsidiary undertakings are being measured at cost net of any accumulated impairment losses within the statement of financial position. These differences amount to €16,492,337 (2012: €13,453,811) and are disclosed in the statement of financial position. The movement of €3,038,526 (2012: €4,787,095) is recognised in the statement of comprehensive income

	2013	2012
	€	€
Net assets attributable to holders of redeemable shares		
<i>(valuation of investment in subsidiary undertakings at cost, net of any accumulated impairment losses)</i>	66,600,972	56,739,327
Adjustment for valuation of investment in subsidiary undertakings	16,492,337	13,453,811
Net assets attributable to holders of redeemable shares		
<i>(valuation of investment in subsidiary undertakings at fair value)</i>	83,093,309	70,193,138

11. Interest income

	2013	2012
	€	€
Interest income from advances to subsidiary undertakings	114,082	160,839
Interest income from cash and cash equivalents	1,415	1,850
	115,497	162,689

12. Other operating income

Other operating income consists of initial charges and commissions, amounting to a maximum of 5% of the invested capital in the sub-fund.

13. Fees

(a) Portfolio management, consultancy and administration fees

The portfolio manager, Crystal Fund Management AG, receives a management fee of 0.85% per annum of the net asset value of the sub-fund.

In addition, the sub-fund shall have the right to accrue up to 0.95% based on the net asset value of the sub-fund for consultancy and advisory fees it may incur on an ongoing basis in relation to its underlying business.

Crystal Fund Management AG, also receives an administration fee of 0.1% per annum of the net asset value of the sub-fund.

(b) Custodian fees

The Custodian, Bank Frick & Co AG, receives a custody fee of 0.2% per annum of the net asset value of the sub-fund.

(c) Performance fees

The portfolio manager receives a performance fee calculated at 20% on the net return made by the sub-fund on a per annum basis, i.e. the rise-in-value sum on a per annum basis less all costs and less any prior losses not yet compensated for in previous years subject to certain conditions being satisfied.

(d) Auditor's remuneration

Fees charged by the auditor for services rendered during the financial year relate to the following:

	2013	2012
	€	€
Annual statutory audit services	22,000	21,750

14. Distributions payable to holders of redeemable shares

By virtue of a resolution dated 15 June 2012, the Board of Directors resolved to distribute an interim net dividend of €2.60 per share to the holders of the non-voting Class B distribution shares, as appearing on the share register of the Company as at 1 June 2012, amounting to €1,000,270.

By virtue of a resolution dated 20 November 2012, the Board of Directors resolved to distribute an interim net dividend of €2.30 per share to the holders of the non-voting Class B distribution shares and CHF2.7761 per share to the holders of the non-voting Class D distribution shares, as appearing on the share register of the Company as at 2 November 2012, amounting to €887,530.

During the year ended 31 March 2012, distributions amounting to €125,439 were declared, equivalent to a net distribution to the holders of the non-voting Class B distribution shares of €0.40 per share.

15. Tax expense

The tax regime for collective investment schemes is based on the classification of funds into prescribed or non-prescribed funds in terms of the conditions set out in the Collective Investment Schemes (Investment Income) Regulations, 2001 (as amended). In general, a prescribed fund is defined as a resident fund, which has declared that the value of its assets situated in Malta amount to at least eighty-five percent of the value of the total assets of the fund.

On the basis that InvestInvent Funds SICAV plc is currently classified as a non-prescribed fund for Maltese income tax purposes, it should not be subject to tax on its income or gains other than on any income from immovable property situated in Malta (if any), however, Maltese resident investors therein may be subject to a 15% final withholding tax on capital gains realised on a redemption of units. However, the Maltese resident investor may request the Company not to effect the deduction of the said 15% withholding tax, in which case the investor would be required to declare the gains in his income tax return and will be subject to tax at the normal rates of tax.

Gains or profits derived on the transfer or redemption of units in the Fund by investors who are not resident in Malta should not be chargeable to Maltese income tax, subject to the satisfaction of certain statutory conditions.

If there are any distributions by the Company, dividends paid from Malta source taxed profits, Malta source profits which are exempt from tax up to the level of the ultimate shareholder, or profits received by the Company from the foreign income account of another Maltese company should not be subject to further tax in the hands of the shareholders. Distributions from the Company's foreign source profits allocated to its Untaxed Account or distributions of any Malta source profits which are not subject to tax and which are allocated to its Untaxed Account, to a Maltese resident person (other than a company) should be subject to a withholding tax of 15%.

Distributions (if any) from the Company's equalisation reserve are treated as dividends for income tax purposes and should be subject to a withholding tax of 15% when paid to a Maltese resident person (other than a company).

In the case of the Company's foreign investments, any capital gains, dividends, interest and other gains or profits may be subject to tax imposed by the country of origin concerned and such taxes may not be recoverable by the Company or by its shareholders.

16. Related party transactions

Parties are considered to be related if one party has the ability to control the other party or exercise significant influence over the other party in making financial or operational decisions.

(a) Tourbillion Holdings Limited is the ultimate controlling party of InvestInvent Funds SICAV plc, as it holds all the voting shares of the Company. Dr. David Griscti, who is a director of the Company, is also a director of Tourbillion Holdings Limited. Dr. David Griscti is also the ultimate controlling party of Tourbillion Holdings Limited.

(b) Under the terms of an agreement dated 31 August 2005, the Company appointed Crystal Fund Management AG to provide management and administration services for fees as specified in Note 13(a). The fees charged for the reporting period are disclosed in the statement of comprehensive income. Crystal Fund Management AG is a 100% subsidiary of Bank Frick & Co AG. The Directors also consider Crystal Fund Management AG as a related party due to a common director.

(c) Under the terms of an agreement dated 31 August 2005, the Company appointed Bank Frick & Co. AG to provide custody services for fees as specified in Note 13(b). The custody fees due for the reporting period are disclosed in the statement of comprehensive income. Furthermore, Bank Frick & Co. AG have also been paid bank interest and similar charges as disclosed in the statement of comprehensive income. As at the reporting date, Bank Frick & Co. AG held 34,026.09 (2012: 25,606.21) non-voting Class B distributions shares in the InvestInvent Wind Energy Fund.

(d) The Company's legal advisors are David Griscti & Associates Law Firm. Dr. David Griscti, who is a director of the Company, is also a partner of David Griscti & Associates Law Firm. Expenses charged by David Griscti & Associates Law Firm for the year ended 31 March 2013 amounted to €33,000 (2012: €18,000).

(e) InvestInvent Funds SICAV plc is the parent company of the subsidiary undertakings disclosed in Note 4. The Company received dividends amounting to €2,364,210 (2012: €291,230) during the current financial period. InvestInvent Funds SICAV plc has also granted advances to subsidiary undertakings as disclosed in Note 6. Interest earned and interest receivable as at the reporting date are disclosed in Note 11 and 7 respectively.